



AE33 Senior Accountant Level 2

Band: 3A Grade: 8 Points: 432

Purpose	Supervising the processing, analysis and reporting of financial transactions and information and/or supervising the coordination of budgeting processes and preparing various management reports on a monthly, quarterly and annual basis.	
Qualifications	Relevant tertiary qualifications coupled with recognised professional qualifications (AASA or equivalent).	
Experience	Around 5 - 8 years of relevant experience in the full range of either financial and/or management accounting activities - including general accounting, financial analysis and reports.	
Duties	<p>Performing activities associated with organisational financial planning and/or management accounting reports.</p> <p>Providing analyses and commentary to accounts and financial/management reports and assisting managers to evaluate and integrate the information they receive.</p> <p>Coordinating and maintaining the financial/management accounts and general ledger systems to ensure the maintenance of a common information base.</p> <p>Coordinating and participating in various budget processes and preparing various management reports, mostly on a monthly, quarterly and annual basis.</p> <p>Maintaining effective financial/management accounting controls and systems within a state or nationally.</p> <p>Ensuring requirements relating to both internal financial/management and external regulatory information are catered for by computerised information systems - conducting special studies as required; developing or recommending accounting methods and procedures.</p> <p>Ensuring the security of financial systems and the integrity of audit trails.</p> <p>Preparing and submitting statutory returns as required.</p>	
Reports To	Chief Accountant/Accounting Manager or Financial Controller.	
Supervises	May supervise or mentor more junior Accounting Department staff. May supervise payroll activities and associated records.	
Exclude		
Notes		
Jobs in this Band and Job Family	AE08	Senior Taxation Accountant
	AE25	Treasury Dealer
	AE33	Senior Accountant Level 2
	AE43	Senior Internal Auditor
	AE61	Payroll Manager
	AE85	Business Analyst
	CE13	Site Senior Accountant 2
	HE24	Senior Joint Venture Accountant 2.5
	ME05	Site Senior Accountant 2



AE33 Senior Accountant Level 2

		By Company					By Incumbent					
		JSR Adm.	Aggregate	Average	P25	P50	P75	JSR Adm.	Average	P25	P50	P75
ALL		1.5%	Base Salary	127,039	114,155	122,621	133,732	1.8%	120,492	103,711	120,000	138,000
			TR+S	144,960	129,840	138,257	151,952		137,847	115,019	135,299	158,498
Comp.	52	2.4%	TR+S+I	155,999	138,055	146,385	168,084	2.5%	146,859	122,328	144,858	171,408
Incumb.	473		TEC	158,211	138,055	148,340	172,973		148,571	122,815	145,040	173,556

Remuneration data by **STATE** (where provided)

NSW		1.9%	Base Salary	122,837	111,711	119,381	131,051	2.2%	115,302	99,817	114,311	131,342
			TR+S	135,389	124,375	131,371	143,500		127,963	110,812	126,240	145,967
Comp.	16	2.4%	TR+S+I	146,561	135,796	138,680	151,129	2.3%	136,164	117,368	136,227	153,944
Incumb.	94		TEC	147,205	135,796	138,680	151,129		136,537	117,368	136,227	154,377
VIC		2.2%	Base Salary	127,368	117,548	123,213	131,368	2.3%	115,615	87,379	113,059	130,683
			TR+S	144,511	131,223	137,119	149,004		129,380	97,129	124,440	143,116
Comp.	16	2.0%	TR+S+I	154,683	134,368	147,172	166,790	2.5%	137,883	97,129	132,195	158,400
Incumb.	145		TEC	154,833	134,368	147,201	166,790		138,579	99,976	132,195	158,400
ACT		-	Base Salary	-	-	-	-	-	-	-	-	-
			TR+S	-	-	-	-		-	-	-	-
Comp.	0	-	TR+S+I	-	-	-	-	-	-	-	-	-
Incumb.	0		TEC	-	-	-	-		-	-	-	-
QLD		-	Base Salary	122,230	114,355	118,004	125,085	-	119,753	107,581	118,721	130,102
			TR+S	141,653	129,520	133,950	154,571		142,876	128,100	136,301	164,300
Comp.	10	2.3%	TR+S+I	150,030	137,503	140,964	166,335	2.1%	154,931	133,590	145,990	184,281
Incumb.	41		TEC	152,863	137,688	149,127	169,153		156,387	137,883	149,411	184,281
SA		-	Base Salary	110,644	99,811	113,561	121,534	-	98,692	78,625	103,196	115,002
			TR+S	124,228	110,547	128,184	139,289		111,068	88,990	113,750	132,046
Comp.	6	-	TR+S+I	132,173	114,472	141,432	143,766	-	119,092	88,990	124,184	144,650
Incumb.	39		TEC	134,054	114,472	141,432	143,766		121,083	90,451	124,184	144,650
WA		0.8%	Base Salary	129,813	118,885	128,125	139,308	1.5%	137,993	125,011	138,250	151,175
			TR+S	152,556	135,712	144,458	167,157		163,129	145,134	162,521	184,441
Comp.	22	2.1%	TR+S+I	164,824	142,215	152,241	185,365	2.9%	173,685	149,850	170,973	195,929
Incumb.	134		TEC	167,864	142,856	154,916	188,315		177,681	150,445	173,749	202,366
TAS		-	Base Salary	-	-	102,091	-	-	-	-	104,017	-
			TR+S	-	-	112,679	-		-	-	115,019	-
Comp.	3	-	TR+S+I	-	-	116,097	-	-	-	-	116,097	-
Incumb.	11		TEC	-	-	116,097	-		-	-	116,097	-
NT		-	Base Salary	-	-	-	-	-	-	-	-	-
			TR+S	-	-	-	-		-	-	-	-
Comp.	1	-	TR+S+I	-	-	-	-	-	-	-	-	-
Incumb.	1		TEC	-	-	-	-		-	-	-	-

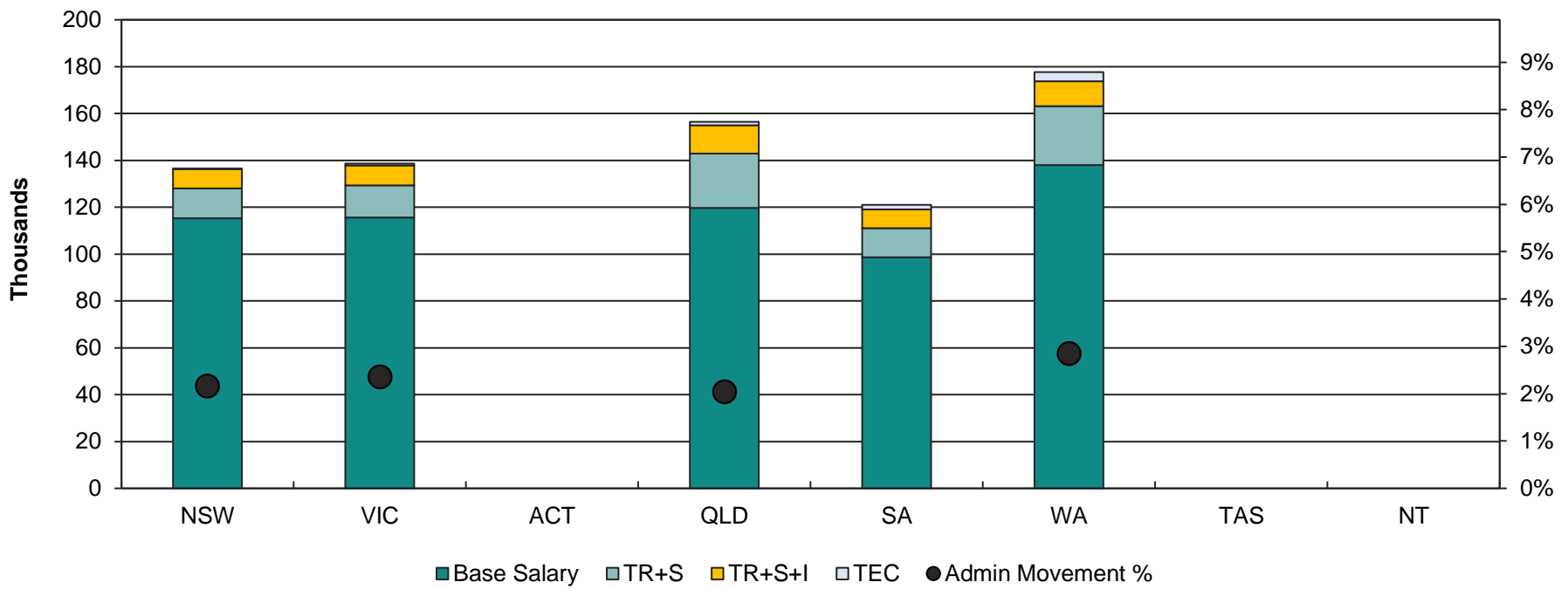
Remuneration data by **SUB-SECTOR** (where provided)

Primary Processing		-	Base Salary	-	-	-	-	-	-	-	-	-
			TR+S	-	-	-	-		-	-	-	-
Comp.	2	-	TR+S+I	-	-	-	-	-	-	-	-	-
Incumb.	27		TEC	-	-	-	-		-	-	-	-
Secondary Processing		-	Base Salary	-	-	-	-	-	-	-	-	-
			TR+S	-	-	-	-		-	-	-	-
Comp.	1	-	TR+S+I	-	-	-	-	-	-	-	-	-
Incumb.	11		TEC	-	-	-	-		-	-	-	-
Metals & Engineering		-	Base Salary	-	-	-	-	-	-	-	-	-
			TR+S	-	-	-	-		-	-	-	-
Comp.	0	-	TR+S+I	-	-	-	-	-	-	-	-	-
Incumb.	0		TEC	-	-	-	-		-	-	-	-
Consumer Products		-	Base Salary	-	-	-	-	-	-	-	-	-
			TR+S	-	-	-	-		-	-	-	-
Comp.	1	-	TR+S+I	-	-	-	-	-	-	-	-	-
Incumb.	7		TEC	-	-	-	-		-	-	-	-
Energy & Petrochemicals		-	Base Salary	137,539	114,903	119,635	143,938	2.3%	145,081	113,690	124,600	169,050
			TR+S	165,349	131,355	142,565	184,657		170,247	125,340	142,770	231,353
Comp.	7	2.9%	TR+S+I	174,423	141,148	148,065	196,719	2.3%	176,807	133,950	153,478	240,759
Incumb.	29		TEC	175,587	142,523	148,065	199,394		177,572	133,950	155,300	240,759

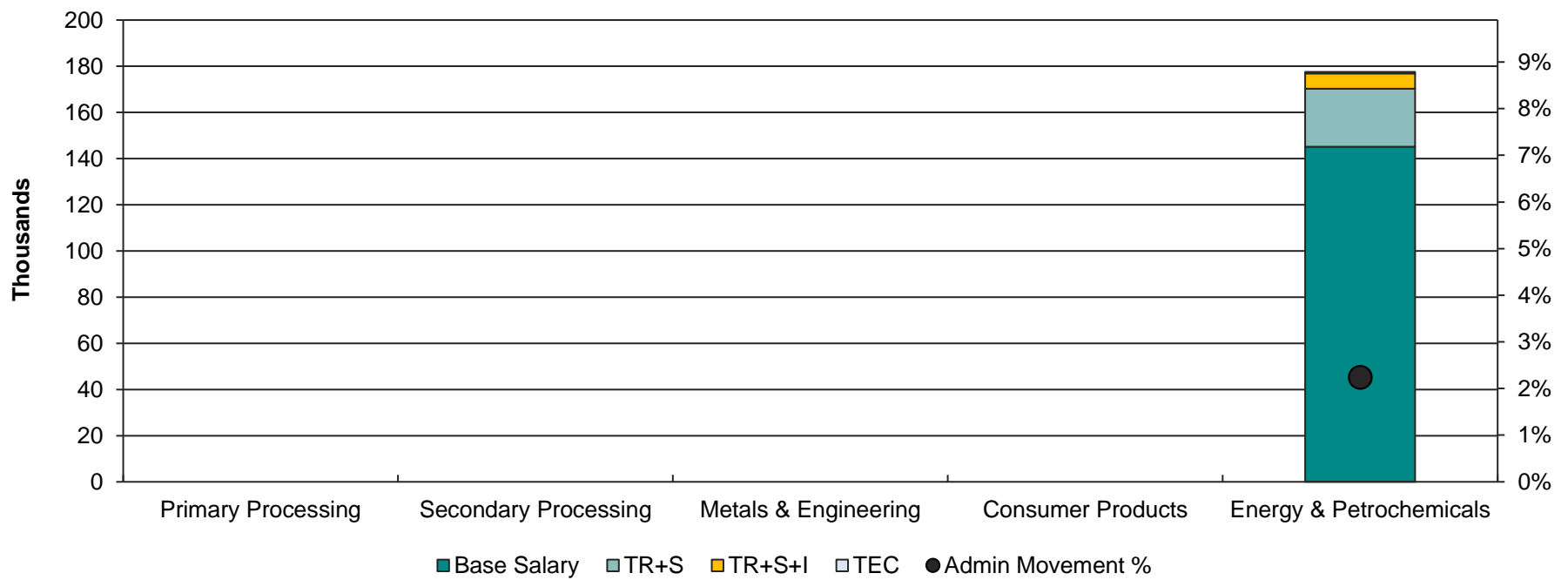


AE33 Senior Accountant Level 2

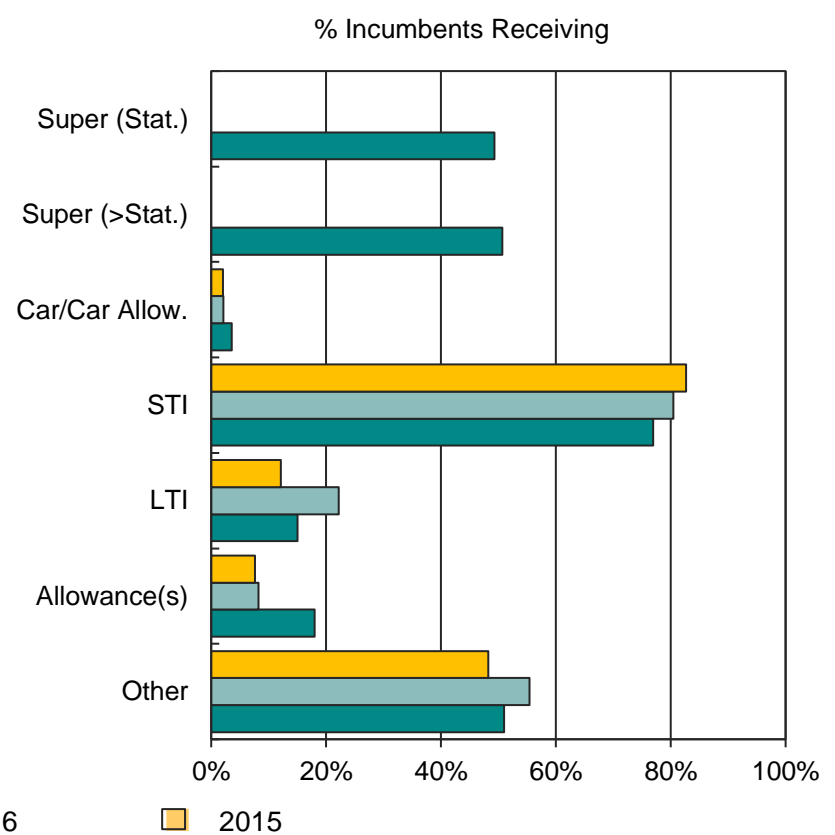
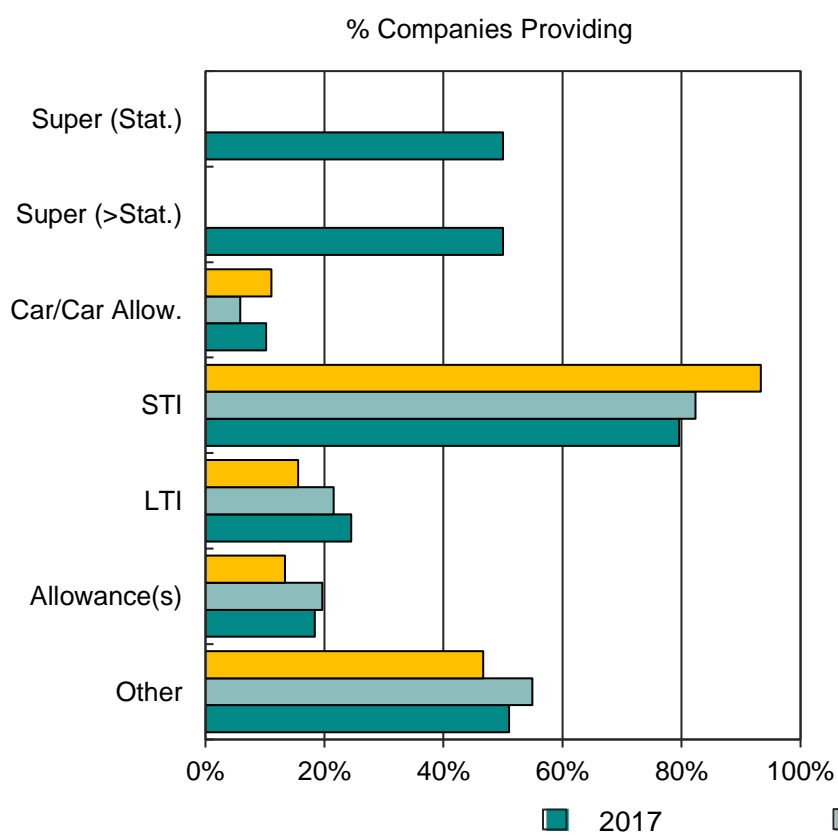
Comparison By State (Incumbent Average)



Comparison By Sub-Sector (Incumbent Average)



Benefits Summary



Please note that historical data for superannuation contribution % is not available.



AE33 Senior Accountant Level 2

Benefits Analysis

Number of Companies: 52
Number of Incumbents: 473

Company Data						Incumbent Data							
Group	Benefit	#	%	Mean All	Mean Prov	#	%	Mean All	Mean Rcv	% Base	Quartiles		
											Q1	Med	Q3
Allowances	22) Travel	2	4%	119	3,097	8	2%	70	4,149	3%	-	-	-
	29) Other All'ce	5	10%	698	7,263	51	11%	941	8,727	7%	3,030	6,055	15,700
Leave Loading	11) Leave Loading	7	13%	247	1,838	74	16%	306	1,957	2%	1,497	1,852	2,125
Sacrifice	15) Misc Sal Sac	1	2%	11	566	1	0%	1	566	0%	-	-	-
	90) Super (A)	3	6%	846	14,669	14	3%	204	6,906	6%	-	4,308	-
Car/Allow	30) Car Allow.	2	4%	695	18,067	12	3%	309	12,178	10%	-	-	-
	31) Car A	-	-	-	-	-	-	-	-	-	-	-	-
	32) Car B	1	2%	283	14,690	1	0%	31	14,690	12%	-	-	-
	33) Car C	-	-	-	-	-	-	-	-	-	-	-	-
	34) Car D	-	-	-	-	-	-	-	-	-	-	-	-
	35) Car Sac	2	4%	517	13,450	4	1%	86	10,146	8%	-	-	-
	36) Car Other	-	-	-	-	-	-	-	-	-	-	-	-
	37) Car Parking	4	8%	263	3,414	14	3%	76	2,568	2%	-	1,757	-
Expenses	46) Private Travel	-	-	-	-	-	-	-	-	-	-	-	-
	49) Phone Calls	2	4%	39	1,023	3	1%	7	1,163	1%	-	-	-
	50) Prof. Subs	9	17%	103	597	34	7%	44	607	1%	500	500	641
	51) Clubs	6	12%	55	480	31	7%	31	473	0%	488	500	500
Loans	61) Loan (B)	-	-	-	-	-	-	-	-	-	-	-	-
	62) Loan (C)	-	-	-	-	-	-	-	-	-	-	-	-
Insurances	70) Hosp/Medical A	2	4%	375	9,738	27	6%	537	9,411	8%	-	-	-
	71) Hosp/Medical B	6	12%	657	5,698	28	6%	341	5,761	5%	5,846	5,846	5,846
	72) Life Assurance	9	17%	246	1,423	143	30%	244	806	1%	280	539	1,312
Other	94) Other Non-FBT.	2	4%	81	2,100	7	1%	29	1,971	2%	-	-	-
	95) Other Non-Ded.	1	2%	41	2,155	8	2%	36	2,155	2%	-	-	-
	96) Other FBT'able	1	2%	6	330	1	0%	1	330	0%	-	-	-
Company Super	91) Super (B)	17	33%	4,349	13,303	116	25%	3,182	12,975	11%	10,618	12,510	15,319
	92) Super (C)	36	69%	9,997	14,440	357	75%	10,203	13,518	11%	10,064	12,146	15,917
ST Incentive	79) Coal Production	-	-	-	-	-	-	-	-	-	-	-	-
	80) Group Bonus	16	31%	4,773	15,512	187	40%	5,042	12,752	11%	8,104	12,001	15,671
	82) Perf. Bonus	23	44%	7,701	17,412	103	22%	3,961	18,189	15%	12,432	17,600	22,922
	83) Commission	1	2%	23	1,181	4	1%	10	1,181	1%	-	-	-
Site/Shift/OT	23) Site Allow	2	4%	1,420	36,920	3	1%	177	27,947	23%	-	-	-
	24) Shift Allow	1	2%	25	1,291	25	5%	68	1,291	1%	-	-	-
	25) Overtime Allow	3	6%	70	1,218	39	8%	205	2,483	2%	-	1,582	-
Housing	65) FBT'able	-	-	-	-	-	-	-	-	-	-	-	-
	66) Non-FBT'able	-	-	-	-	-	-	-	-	-	-	-	-
Deferred	93) Deferred Inc.	2	4%	784	20,396	5	1%	186	17,589	15%	-	-	-
LT Incentive	85) LTI No Hurdles	7	13%	1,367	10,152	63	13%	904	6,791	6%	2,958	3,202	12,940
	86) LTI with Hurdles	5	10%	896	9,316	8	2%	171	10,097	8%	8,464	9,481	13,373
Target Incentive	88) Target Bonus	36	69%	10,095	14,582	340	72%	9,707	13,505	11%	10,204	12,645	16,803